

WAZIUP: Deploying Low-cost IoT for Developing Countries

Congduc Pham¹, Abdur Rahim², Philippe Cousin³

¹ University of Pau

`congdudc.pham@univ-pau.fr`,

² CREATE-NET

`abdur.rahim@create-net.org`

³ Easy Global Market

`philippe.cousin@eglobalmark.com`

Abstract. Recent long-range radio technologies are promising to deploy Low Power WAN at a very low-cost for a large variety of IoT applications. However, even though, there are several issues that need to be addressed when considering deploying IoT solutions for low-income developing countries. In this article, we first explain these issues and show how they can be addressed in the context of rural sub-saharan African applications. We then describe our low-cost, long-range IoT framework which takes cost of hardware and services as the main challenge to be addressed as well as flexibility, quick appropriation and customization by third parties.

Key words: LPWAN; Low-power IoT; Low-cost IoT; rural applications

1 Introduction

The opportunity of IoT applications in Africa is huge and Fig. 1 depicts some typical applications where real-time data collection could greatly increase quality and productivity in a number of rural applications.



Fig. 1. Some ICT fields of opportunities in rural environments

However, when developed countries discuss about massive deployment of IoT, Africa's countries are still far from being ready to enjoy the smallest benefit of IoT: lack of infrastructure, high cost of hardware, complexity in deployment, lack of technological eco-system and background, etc [1]. In Sub-Saharan Africa about 64% of the population is living outside cities. The region will be predominantly rural for at least another generation. The majority of rural residents manage on less than few euros per day. Rural development is particularly imperative where half of the rural people are depend on the agriculture/micro and small farm business. For rural development, technologies have to support several key application sectors like water quality, agriculture, livestock farming, fish farming, etc. Therefore, when deploying IoT in the context of Sub-Saharan Africa, we believe it is necessary to target three major issues: (a) Longer range for rural access, (b) Cost of hardware and services and (c) Limit dependancy to proprietary infrastructures and provide local interaction models.

Longer range for rural access Using the telco mobile communication infrastructure (e.g. GSM/GPRS, 3G/4G) to deploy IoT devices is still very expensive and definitely not energy efficient for autonomous devices that must run on battery for months. While short-range radio such as IEEE 802.15.4 radio with multi-hop routing to overcome the limited transmission range can eventually be realized in the context of developed countries smart cities infrastructures, where high node density with powering facility can be achieved, it can hardly be considered in isolated or rural environments.

Recent so-called Low-Power Wide Area Networks (LPWAN) such as those based on SigfoxTM or Semtech's LoRaTM technology definitely provide a better connectivity answer for IoT as several kilometers can be achieved without relay nodes to reach a central gateway or base station. Most of long-range technologies can achieve 20km or higher range in LOS condition and about 2km in urban NLOS [2]. With cost and network availability constraints, LoRa technology, which can be privately deployed in a given area without any operator, has a clear advantage over Sigfox which coverage is entirely operator-managed. Some LoRa community-based initiatives such as the one promoted by TheThingNetworkTM [3] may provide interesting solutions and feedbacks for dense environments such as cities but under the agriculture/micro and small farm/village environment an even more adhoc and autonomous solution need to be investigated and deployed.

Cost of hardware and services The maturation of the IoT market is happening in many developed countries. While the cost of IoT devices can appear reasonable within developed countries standards, they are definitely still too expensive for very low-income sub-saharan ones. The cost argument, along with the statement that too integrated components are difficult to repair and/or replace definitely push for a Do-It-Yourself (DIY) and "off-the-shelves" design orientation.

The availability of low-cost, open-source hardware platforms such as Arduino-like boards is clearly an opportunity for building low-cost IoT devices from consumer market components. For instance, boards like Arduino Pro Mini based

on an ATmega328 microcontroller offers an excellent price/performance/energy tradeoff and can provide a low-cost platform for generic sensing IoT with LoRa long-range transmission capability for a total of less than 15 euro. In addition to the cost argument such mass-market board greatly benefits from the support of a world-wide and active community of developers.

With the gateway-centric mode of LPWAN, commercial gateways are usually able to listen on several channels and radio parameters simultaneously. They use advanced concentrator radio chips that alone cost more than a hundred euro. Here, the approach can be different in the context of agriculture/micro and small farm business: simpler "single-connection" gateways can be built based on a simpler radio module, much like an end-device would be. Then, by using an embedded Linux platforms such as the Raspberry PI with high price/quality/reliability tradeoff, the cost of such gateway can be less than 45 euro.

Therefore, rather than providing large-scale deployment support, IoT platforms in developing countries need to focus on easy integration of low-cost "off-the-shelves" components with simple, open programming libraries and templates for easy appropriation and customization by third-parties. By taking an adhoc approach, complex and smarter mechanisms, such as advanced radio channel access to overcome the limitations of a low-cost gateway, can even be integrated as long as they remain transparent to the final developers.

Limit dependency to proprietary infrastructures and provide local interaction models Data received on the gateway are usually pushed/uploaded to some Internet/cloud servers. It is important in the context of developing countries to be able to use a wide range of infrastructures and, if possible, at the lowest cost. Fortunately, along with the global IoT uptake, there is also a tremendous availability of sophisticated and public IoT clouds platforms and tools, offering an unprecedented level of diversity which contributes to limit dependency to proprietary infrastructures. Many of these platforms offer free accounts with limited features but that can already satisfy the needs of most agriculture/micro and small farm/village business models. It is therefore desirable to highly decouple the low-level gateway functionalities from the high-level data post-processing features, privileging high-level languages for the latter stage (e.g. Python) so that customizing data management tasks can be done in a few minutes, using standard tools, simple REST API interfaces and available public clouds.

In addition, with the lack or intermittent access to the Internet data should also be locally stored on the gateway which can directly be used as an end computer by just attaching a keyboard and a display. This solution perfectly suits low-income countries where many parts can be found in second markets. The gateway should also be able to interact with the end-user' smartphone to display captured data and notify users of important events without the need of Internet access as this situation can clearly happen in very remote areas. Fig. 2 shows the various deployment scenarios for developing countries.

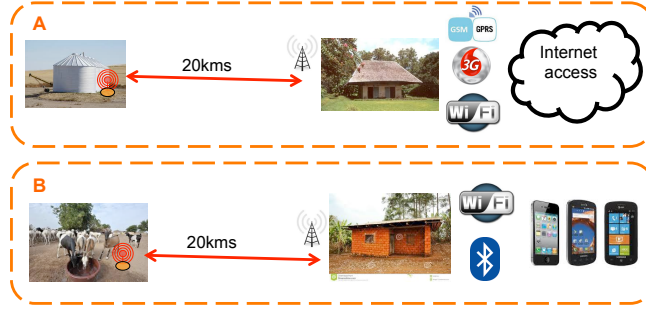


Fig. 2. Deployment scenarios in developing countries

The first case depicts a cellular-based and a WiFi Internet gateway scenario. The Internet connection can be either privately owned or can rely on some community-based Internet access. The last case is the fully autonomous gateway scenario where the gateway only collect data from remote devices and locally interacts with smartphones using standardized technologies such as WiFi or Bluetooth. Of course, boths scenarios can co-exist.

The rest of the article is organized as follows. Section 2 details the long range Semtech's LoRa technology. In Section 3 we will present our low-cost IoT platform targeting low-income developing countries. We will detail how the design choices and architecture try to address the 3 major issues identified previously. We conclude in Section 4.

2 Review of long-range transmission and low-power WAN

2.1 Semtech's LoRa technology

Semtech's long-range technology (called LoRa) [4, 5] belongs to the spread spectrum approaches where data can be "spreaded" in both frequencies and time to increase robustness and range by increasing the receiver's sensitivity, which can be as low as -137dBm in 868MHz band or -148dBm in the 433MHz band. Throughput and range depend on the 3 main LoRa parameters: BW, CR and SF. BW is the physical bandwidth for RF modulation (e.g. 125kHz). Larger signal bandwidth allows for higher effective data rate, thus reducing transmission time at the expense of reduced sensitivity. CR, the coding rate for forward error detection and correction. Such coding incurs a transmission overhead and the lower the coding rate, the higher the coding rate overhead ratio, e.g. with $coding_rate = 4/(4 + CR)$ the overhead ratio is 1.25 for CR=1 which is the minimum value. Finally SF, the spreading factor, which can be set from 6 to 12. The lower the SF, the higher the data rate transmission but the lower the immunity to interference thus the smaller is the range.

				time on air in second for payload size of						
LoRa mode	BW	CR	SF	5 bytes	55 bytes	105 bytes	155 Bytes	205 Bytes	255 Bytes	max thr. for 255B in bps
1	125	4/5	12	0.95846	2.59686	4.23526	5.87366	7.51206	9.15046	223
2	250	4/5	12	0.47923	1.21651	1.87187	2.52723	3.26451	3.91987	520
3	125	4/5	10	0.28058	0.69018	1.09978	1.50938	1.91898	2.32858	876
4	500	4/5	12	0.23962	0.60826	0.93594	1.26362	1.63226	1.95994	1041
5	250	4/5	10	0.14029	0.34509	0.54989	0.75469	0.95949	1.16429	1752
6	500	4/5	11	0.11981	0.30413	0.50893	0.69325	0.87757	1.06189	1921
7	250	4/5	9	0.07014	0.18278	0.29542	0.40806	0.5207	0.63334	3221
8	500	4/5	9	0.03507	0.09139	0.14771	0.20403	0.26035	0.31667	6442
9	500	4/5	8	0.01754	0.05082	0.08154	0.11482	0.14554	0.17882	11408
10	500	4/5	7	0.00877	0.02797	0.04589	0.06381	0.08301	0.10093	20212

Fig. 3. Time on air for various LoRa modes as payload size is varied

Fig. 3 shows for various combinations of BW, CR and SF the time-on-air of a LoRa transmission depending on the number of transmitted bytes. The maximum throughput is shown in the last column with a 255B payload. Modes 4 to 6 provide quite interesting trade-offs for longer range, higher data rate and immunity to interferences.

Electromagnetic transmissions in the sub-GHz band of Semtech's LoRa technology falls into the Short Range Devices (SRD) category. For instance, in Europe & Sub-Saharan Africa, electromagnetic transmissions in the EU 863-870MHz ISM Band used by Semtech's LoRa technology falls into the Short Range Devices (SRD) category. The ETSI EN300-220-1 document [6] specifies various requirements for SRD devices, especially those on radio activity. Basically, transmitters are constrained to 1% duty-cycle (i.e. 36s/hour) in the general case. This duty cycle limit applies to the total transmission time, even if the transmitter can change to another channel. In most cases, however, the 36s duty-cycle is largely enough to satisfy communication needs of deployed applications. It is possible to provide QoS by implementing radio activity time sharing but these issues are beyond the scope of this paper.

2.2 LoRa LPWAN network deployment and architecture

As indicated previously, the deployment of a LoRa LPWAN can be realized in an adhoc manner (privately owned) or can rely on an operator. Although direct communications between devices are possible, most of applications using sensors for surveillance follow the gateway-centric approach with mainly uplink traffic patterns. In the typical architecture for public large-scale LPWAN, data captured by end-devices are sent to a gateway which will push data to well identified network servers, see Fig. 4. Then application servers managed by end-users could retrieve data from the network server. If encryption is used for confidentiality, the application server can be the place where data could be decrypted and presented to end-users. This architecture can be greatly simplified for small, ad-hoc deployment scenarios such as described in Fig. 2 where the gateway can

directly push data to some end-user managed servers or public IoT-specific cloud platforms if properly configured.

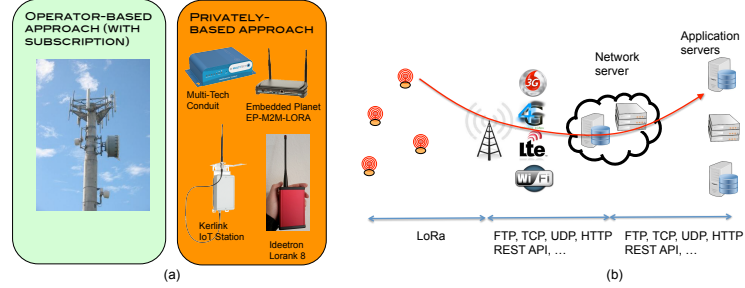


Fig. 4. (a) gateway-centric deployment; (b) typical LPWAN architecture

3 Low-cost LoRa IoT platforms

3.1 Single-connection low-cost LoRa gateway

The implementation of the full LoRaWAN specification [7] requires gateways to be able to listen on several channels and LoRa settings simultaneously. In the context of developing countries, it is more important to keep both the cost and the complexity low and to target small to medium size deployment scenario for various specific use cases instead of the large-scale, multi-purpose deployment scenarios defined by LoRaWAN. Note that our approach can deploy more than 1 gateway to serve several channel settings if needed. This solution presents the advantage of being more optimal in terms of cost as incremental deployment can be realized and also offer a higher level of redundancy which should be taken into account in developing countries. We believe this statement remains true even for recent LoRa community-based deployment initiatives such as the one conducted by **TheThingNetwork™** [3] where the deployment still targets large-scale, public and multi-purpose networks.

Our LoRa gateway [8] could be qualified as "single connection" as it is built around an SX1272/76, much like an end-device would be. Our low-cost gateway is based on a Raspberry PI (1B/1B+/2B/3B) which is both a low-cost (less than 30 euro) and a reliable embedded Linux platform. There are many SX1272/76 radio modules available and we currently tested with 4: the Libelium SX1272 LoRa, the HopeRF RFM92W/95W, the Modtronix inAir9/9B and the NiceRF SX1276. Most SPI LoRa modules are actually supported without modifications as reported by many users. In all cases, only a minimum soldering work is necessary to connect the required SPI pins of the radio to the corresponding pins on the Raspberry pin header as depicted in Figure 5. The total cost of the gateway can be less than 45 euro.

processing” block in Fig. 6b. We promote the usage of high-level language such as **Python** to implement all the data post-processing tasks such as access to IoT cloud platforms and even advanced features such as AES encryption/decryption. Our gateway is distributed with a **Python** template that explains and shows how to upload data on various publicly available IoT cloud platforms. Examples include **Dropbox™**, **Firebase™**, **ThingSpeak™**, **freeboard™**, **SensorCloud™**, **GrooveStream™** & **FiWare™**, as illustrated in Fig. 6c.

This architecture clearly decouples the low-level gateway functionalities from the high-level post-processing features. By using high-level languages for post-processing, running and customizing data management tasks can be done in a few minutes. One of the main objectives of IoT in Africa being technology transfer to local developer communities, we believe the whole architecture and software stack are both robust and simple for either ”out-of-the-box” utilization or quick appropriation&customization by third parties. For instance, a small farm can deploy in minutes the sensors and the gateway using a free account with **ThingSpeak** platform to visualize captured data in real-time.

3.3 Gateway running without Internet access

Received data can be locally stored on the gateway and can be accessed and viewed by using the gateway as an end computer by just attaching a keyboard and a display. The gateway can also interact with the end-users’ smartphone through WiFi or Bluetooth as depicted previously in Fig. 6b. WiFi or Bluetooth dongles for Raspberry can be found at really low-cost and the smartphone can be used to display captured data and notify users of important events without the need of Internet access as this situation can clearly happen in very remote areas. Fig. 7 shows our low-cost gateway running a **MongoDB™** noSQL database and a web server with **PHP/jQuery** to display received data in graphs. An Android application using Bluetooth connectivity has also been developed to demonstrate these local interaction models.



Fig. 7. Fully autonomous LoRa gateway

3.4 Low-cost LoRa end-devices

Arduino boards are well-known in the microcontroller user community for their low-cost and simple-to-program features. These are clearly important issues to take into account in the context of developing countries, with the additional fact that due to their success, they can be acquired and purchased quite easily world-wide. There are various board types that can be used depending on the application and the deployment constraints. The Arduino Pro Mini, which comes in a small form factor and is available in a 3.3v and 8MHz version for lower power consumption, appears to be the development board of choice for providing a generic platform for sensing and long-range transmission, see Fig. 8.

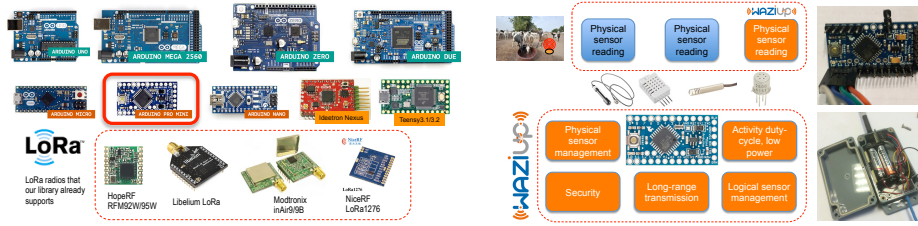


Fig. 8. Low-cost LoRa end-device for customization

Arduino Pro Mini clones can be purchased for less than 2 euro a piece from Chinese manufacturers with very acceptable quality and reliability level. Similar to the low-cost gateway, all programming libraries are open-source and we provide templates for quick and easy new behaviour customization and physical sensor integration for most of the Arduino board types as shown in Fig. 8.

For very low-power applications, deep-sleep mode are available in the example template to run an Arduino Pro Mini with 4 AA regular batteries. For instance, with a duty-cycle of 1 sample every hour, the board can run for almost a year, consuming about $146\mu A$ in deep sleep mode and $93mA$ when active and sending, which represents about 2s of activity time. Our tests conducted continuously during the last 5 months show that the low-cost Pro Mini clones are very reliable.

4 Conclusions

In this paper we presented several important issues that need to be addressed when considering deploying IoT solutions for low-income developing countries: (a) Longer range for rural access, (b) Cost of hardware and services and (c) Limit dependancy to proprietary infrastructures and provide local interaction models. We described our low-cost and open IoT platforms for rural African application that addressed these issues. Targeted for small to medium size deployment scenarios the platform also privileges quick appropriation and customization by

third parties. The whole framework is currently intensively tested for deployment in the context of the H2020 WAZIUP project with real test-beds in cities, villages and farms to be set up.

WAZIUP is a collaborative research project using cutting edge technological research applications on IoT, related big data management and advanced analytic issues in sub-Saharan Africa. The project brings liaison with the whole IoT European Research Cluster (IERC) and leading research and development organizations in Africa. The project is driven by a consortium of 5 EU partners and of 7 partners from 4 sub-Saharan African countries. It has support from multiple African stakeholders and public bodies with the aim of defining new innovation space to advance the African Rural Economy. Central to WAZIUP's concerns is the inclusion of developer communities (e.g., Coders4africa) and innovation hubs (e.g. CTIC, iSpace) who have experience to train, adapt, validate and disseminate results. WAZIUP's technical partners will develop methodologies, tools, software libraries and "recipes" for building low-cost IoT and data analysis platforms. Quick appropriation and easy customization by third parties is ensured by tightly involving end-users communities in the loop, namely rural African communities of selected pilots, and by frequent training and hackaton sessions organized in the sub-Saharan Africa region.

Acknowledgments

WAZIUP project has received funding from the European Union's Horizon 2020 research and innovation programme under grant agreement No 687607.

References

1. M. Zennaro and A. Bagula, "IoT for development (IOT4D). In IEEE IoT newsletter." July 14, 2015.
2. S. Jeff McKeown, "LoRaTM- a communications solution for emerging LPWAN, LPHAN and industrial sensing & IoT applications. http://cwbackoffice.co.uk/docs/jeff_20mckeown.pdf," accessed 13/01/2016.
3. TheThingNetwork, "<http://thethingsnetwork.org/>," accessed 13/01/2016.
4. Semtech, "LoRa modulation basics. rev.2-05/2015," 2015.
5. C. Goursaud and J. Gorce, "Dedicated networks for IoT : PHY / MAC state of the art and challenges," *EAI Endorsed Transactions on Internet of Things*, vol. 1, no. 1, 2015.
6. ETSI, "Electromagnetic compatibility and radio spectrum matters (ERM); short range devices (SRD); radio equipment to be used in the 25 MHz to 1 000 MHz frequency range with power levels ranging up to 500 mw; part 1." 2012.
7. LoRaAlliance, "LoRaWAN specification, v1.0," 2015.
8. C. Pham, "A DIY low-cost LoRa gateway. <http://cpham.perso.univ-pau.fr/lora/rpigateway.html> and <https://github.com/congducpham/lowcostloragw>," accessed Apr 29th, 2016.